
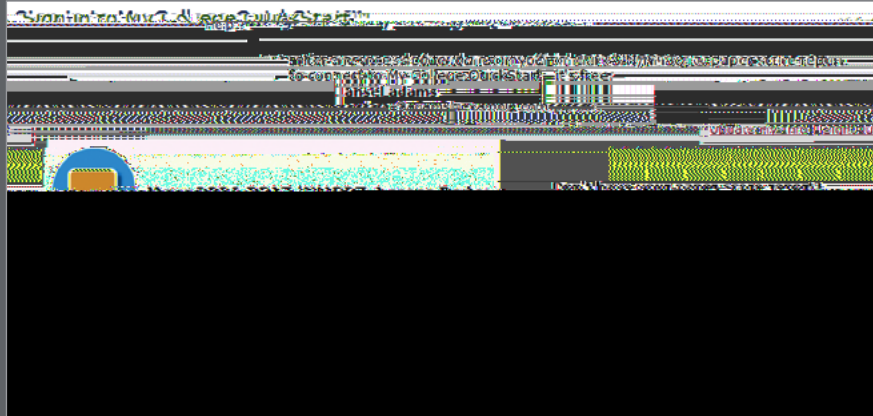


Name: _____

Grade Level(s)	Grades 6–8 and grades 9–12
Goal(s)	Connect to My College QuickStart™.
Time Required	5 minutes
Materials Needed	<ul style="list-style-type: none"> • A computer with Internet access • Access to this URL: www.collegeboard.com/quickstart • Official PSAT/NMSQT® paper score report (suggested, though not required)
Before You Begin	<ul style="list-style-type: none"> • Students should have created a free collegeboard.com account. • Locate the access code printed on your paper score report (suggested, though not required). • Sign in to your collegeboard.com account through the URL, www.collegeboard.com/quickstart.
Student Objective	Successfully connect to My College QuickStart with an access code.
Student Assignment	<p>1. Sign in to your collegeboard.com account from the following URL, www.collegeboard.com/quickstart, using the Sign In button.</p>  <p>If you have not yet created a collegeboard.com account, click the Sign Up button and refer to the “Creating a Free collegeboard.com Student Account” reference sheet. Once this has been created, move on to Step 2 below.</p>


A

2. Referring to your paper score report, enter your access code in the space provided.




3. Click the **Submit** button. Based on your account information and your entered access code, the system searches the database for the same matching criteria to securely connect you to your score information. If you match securely, you will be presented with your My College QuickStart home page.

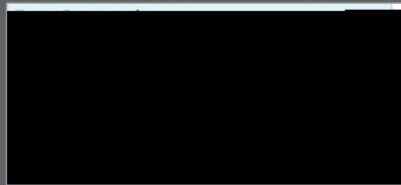
Student
Assignment
(cont'd)




If you receive an error message, we could not securely connect you to your score data. Double-check your account information and entered access code to ensure no typos occurred. Specifically, check that your first and last names within your collegeboard.com account match exactly as they appear on your paper score report. Also verify that your date of birth is correct. To review your account information, click the **Update My Info** link.



You will be asked to supply your password again as an additional measure of security. Enter it in and click the **Submit** button.




You will be presented with your personal profile page. Verify your information, make any edits, and click the **Update** button.



Student
Assignment
(cont'd)

Student Assignment (cont'd)



Reenter your access code and try again. In some cases, a call to the College Board's customer service staff will be necessary to resolve security matching issues. Contact customer service at:

E-mail: psathelp@info.collegeboard.org
Telephone: 866 433-7728